


 **FIRST CLASS**  
BUILDING PRODUCTS, INC.  
770-514-8141  
WWW.FIRSTCLASSBP.COM

## BALUSTRADE SYSTEMS





# BALUSTRADE SYSTEMS

## NOTICE :

SPECTIS ADHESIVE MUST BE USED ON ALL BEDDING/BUTT JOINTS.

WE RESERVES THE RIGHT TO HOLLOW OUT THE BACK OF ANY PRODUCT WITHOUT NOTICE. SOME PRODUCTS MAY BE MADE AS ASSEMBLIES.



BAL 2000 SERIES				
	A	B	C	Max Repeat
BAL 2000-16	2"	2"	16"	6 9/16"
BAL 2000-20	2 1/2"	2 1/4"	20"	6 9/16"
BAL 2000-22	2 1/4"	2 1/2"	22"	6 9/16"
BAL 2000-22EXT30	6 1/2"	6 1/2"	30"	6 9/16"
BAL 2000-25	3 1/2"	3 1/2"	25"	6 9/16"
BAL 2000-25EXT33	7 1/2"	7 1/2"	33"	6 9/16"
BAL 2000-25EXT35	8 1/2"	8 1/2"	35"	6 9/16"
BAL 2000-28	3 1/2"	3 1/2"	28"	6 1/2"
BAL 2000-30	3 1/2"	3 1/2"	30"	6 7/16"
BAL 2000-30EXT36	6 1/2"	6 1/2"	36"	6 1/2"

For Fossil Stone styles of this baluster refer to BAL 2031FS on page 10

## BALUSTER DISPLAY UNITS



### BD 100

Including RAL 2100T, RAL 2100B railing with two BAL 2000-25 balusters

### BD 101

Including RAL 2100T, RAL 2100B railing with one BAL 2000-25 and one BAL 2031-25FS baluster



**BAL 2001-25**  
• 6 7/8" Max. Repeat

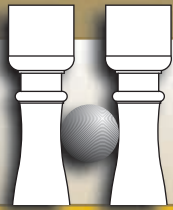


**BAL 2002-20**  
• Does not meet 4" Ball Rule

1 • 7 7 0 • 5 1 4 • 8 1 4 1




# BALUSTRADE SYSTEMS



## 4" BALL RULE

To meet most building code regulations a 4" ball can't pass through the widest opening between balusters. Purchaser must check for system suitability in their area. FirstClassBP makes no guarantee of suitability on any specific application.

4 1/2"




## BAL 2005 SERIES

	A	B	C	Max Repeat
BAL 2005-20	2 1/2"	3"	20"	6 5/16"
BAL 2005-20EXT23	4"	4 1/2"	23"	6 5/16"
BAL 2005-20EXT26	6"	6"	26 1/2"	6 5/16"
BAL 2005-20EXT32	8 1/2"	9"	32"	6 3/8"



### Note:

- BAL 2000-25 assembled using RAL 2100T & 2100B spaced at the 4" Ball Rule, exceeds BOCA requirements for guard railing design in a 10' assembly. Call for information.
- PIPE EXTENDS 1" FROM END OF BALUSTERS. Measurements are SPECIFIC for each baluster.
- Balusters and railings are reinforced with PVC, steel, aluminum or fiberglass.
- See pages 263-265 for complete balustrade installation instructions.



**BAL 2006-32**  
• 5 1/4" Max. Repeat

**BAL 2007-30**  
• 6 1/8" Max. Repeat

**BAL 2008-18**  
• 5 7/8" Max. Repeat



Photo above illustrates the following products: baluster BAL 2000-25, rail RAL 2100T&B and custom newel post & newel cap.



# BALUSTRADE SYSTEMS

NOTICE :

SPECTIS ADHESIVE MUST BE USED ON ALL BEDDING/BUTT JOINTS.



## BAL 2009 SERIES

	A	B	C	Max Repeat
BAL 2009-24	2"	2 1/4"	24"	5 3/16"
BAL 2009-26	2"	2 1/4"	26"	5 3/16"



Photo illustrates the use of the following products: BAL 2019, and RAL 2105T & B.



**BAL 2010-31**  
 • Does not meet 4" Ball Rule

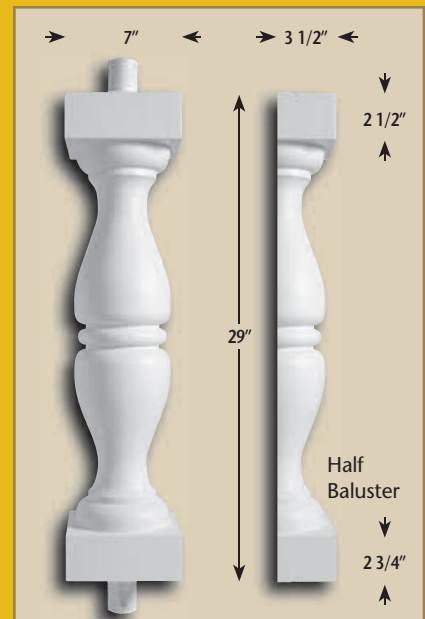


**BAL 2011-20**  
 • 6 13/16" Max. Repeat



**BAL 2012-25**  
**BAL 2012-25FS**  
 • Does not meet 4" Ball Rule

AVAILABLE IN FOSSIL STONE



**BAL 2013-29** **BAL 2013-29H**  
 • Does not meet 4" Ball Rule

1 • 770 • 514 • 814



# BALUSTRADE SYSTEMS

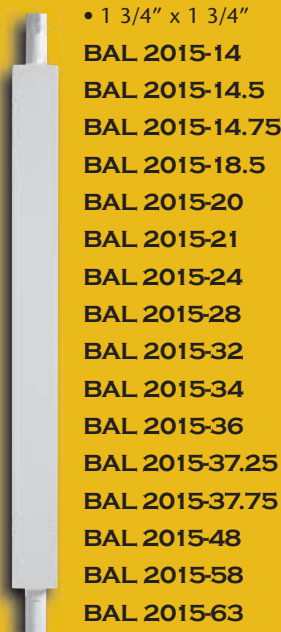


**NOTE :**

PIPE EXTENDS 1" FROM END OF BALUSTERS.  
Measurements are SPECIFIC for each baluster.



**BAL 2014-24**  
• 7 7/16" Max. Repeat



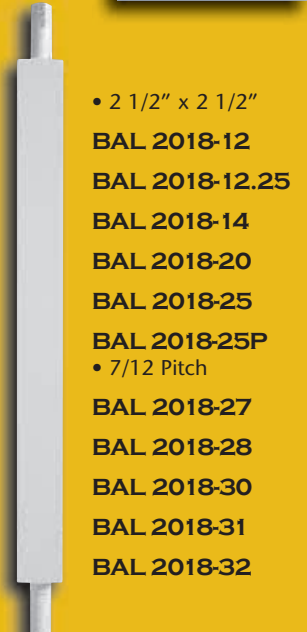
**BAL 2015**  
• 5 5/8" Max. Repeat



**BAL 2016-27**  
• Does not meet 4" Ball Rule



**BAL 2017-22**  
• 6 3/16 Max. Repeat



**BAL 2018**  
• 6 3/8" Max. Repeat



## BAL 2019 SERIES

	A	B	C	Max Repeat
BAL 2019-15	2 3/4"	2 3/4"	15"	5 1/16"
BAL 2019-16	3"	3"	16"	5"
BAL 2019-18	3 1/8"	3 1/8"	18"	5"
BAL 2019-20	3 1/2"	3 1/2"	20"	5"
BAL 2019-20EXT27	7"	7"	27"	5"
BAL 2019-20EXT22	4 3/8"	4 1/2"	22"	5"
BAL 2019-24	4"	4"	24"	5 1/16"
BAL 2019-26	4"	4"	26"	5 1/16"
BAL 2019-28	4"	4"	28"	5 1/16"
BAL 2019-28EXT32	6"	6"	32"	5 1/16"
BAL 2019-28EXT36	8"	8"	36"	5 1/16"
BAL 2019-30	3 3/4"	3 3/4"	30"	5"
BAL 2019-30EXT	6 3/8"	6 3/8"	30"	5"
BAL 2019-30EXT40	8 3/4"	8 3/4"	40"	5 1/16"
BAL 2019-32	5"	5"	32"	5 1/8"
BAL 2019-34	5"	5"	34"	4 13/16"
BAL 2019-34EXT36	6"	6"	36"	5 1/16"



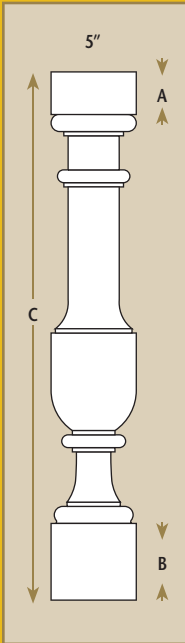




# BALUSTRADE SYSTEMS

NOTICE :

SPECTIS ADHESIVE MUST BE USED ON ALL BEDDING/BUTT JOINTS.



BAL 2020 SERIES				
	A	B	C	Max Repeat
BAL 2020-31	2 1/2"	4 1/2"	31"	6 7/8"
BAL 2020-36	2 1/2"	4 1/2"	36"	6 7/8"

BAL 2021 SERIES				
	A	B	C	Max Repeat
BAL 2021-28	2 3/8"	2 3/8"	28"	6 1/4"
BAL 2021-38	7 1/2"	7 1/2"	38"	6 1/4"



BAL 2022 SERIES				
	A	B	C	Max Repeat
BAL 2022-21	2 1/2"	2 3/4"	21"	6 3/8"
BAL 2022-21EXT23	3 1/2"	3 3/4"	23"	6 3/8"
BAL 2022-24	2 1/2"	2 3/4"	24"	6 3/8"



**BAL 2023-18**  
• 4 13/16" Max. Repeat



Photo left illustrates the use of the following products: baluster BAL 2000-25 and curved rail RAL 2100 top & bottom.

1 • 770 • 514 • 814




# BALUSTRADE SYSTEMS



**NOTE :**

PIPE EXTENDS 1" FROM END OF BALUSTERS.  
Measurements are SPECIFIC for each baluster.



BAL 2024 SERIES				
	A	B	C	Max Repeat
BAL 2024-26	3 5/8"	3 5/8"	26"	5"
BAL 2024-26EXT36	8 5/8"	8 5/8"	36"	5"




BAL 2025 SERIES				
	A	B	C	Max Repeat
BAL 2025-23	4 3/8"	4 1/2"	22 7/8"	6 1/2"
BAL 2025-25	4 1/8"	4 3/8"	25"	6 1/2"

BAL 2027 SERIES				
	A	B	C	Max Repeat
BAL 2027-19	2 1/8"	3 3/4"	19"	6 11/16"
BAL 2027-20	2 1/8"	3 3/4"	20"	6 13/16"
BAL 2027-20FS	2 1/8"	3 3/4"	20"	6 13/16"
BAL 2027-21	2"	3 1/2"	21"	6 11/16"
BAL 2027-22	2 1/8"	3 3/4"	22"	6 11/16"
BAL 2027-22FS	2 1/8"	3 3/4"	22"	6 3/4"
BAL 2027-22EXT24	3 1/8"	4 3/4"	24"	6 3/4"
BAL 2027-22EXT24CF	3 1/8"	4 3/4"	24"	6 3/4"
BAL 2027-22EXT30	6 15/16"	6 15/16"	30"	6 11/16"
BAL 2027-22EXT32	7 1/8"	8 3/4"	32"	6 3/4"
BAL 2027-26	2 5/8"	4 11/16"	26"	6 11/16"
BAL 2027-26CF	2 5/8"	4 11/16"	26"	6 11/16"
BAL 2027-26EXT34	6 9/16"	8 3/4"	34"	6 11/16"
BAL 2027-26EXT36	7 1/2"	9 3/4"	36"	6 11/16"
BAL 2027-27	2 3/4"	4 7/8"	27"	6 11/16"
BAL 2027-27EXT35	6 3/4"	8 7/8"	35"	6 11/16"
BAL 2027-28	2 1/2"	4 3/4"	28"	6 5/8"
BAL 2027-29	3 1/8"	3 7/8"	29"	6 11/16"
BAL 2027-29EXT30	3 1/8"	4 7/8"	30"	6 11/16"
BAL 2027-29EXT30FS	3 1/8"	4 7/8"	30"	6 11/16"
BAL 2027-29EXT32	4 1/8"	5 7/8"	32"	6 11/16"
BAL 2027-29EXT32FS	4 1/8"	5 7/8"	32"	6 11/16"
BAL 2027-29EXT35	5 5/8"	7 3/8"	35"	6 11/16"
BAL 2027-29EXT38	7 1/2"	9"	38 1/2"	6 11/16"



**BAL 2026-16**  
• 6 3/8" Max. Repeat





# BALUSTRADE SYSTEMS

## NOTICE :

SPECTIS ADHESIVE MUST BE USED ON ALL BEDDING/BUTT JOINTS.




### BAL 2028-9

- 9" Height
- 2" Projection
- 6' Length
- 6" Repeat

### BAL 2028-12

- 12" Height
- 2" Projection
- 6' Length
- 6" Repeat



**BAL 2029-30**  
• 4 15/16"  
Max Repeat

**BAL 2030-18**  
• 6 5/16"  
Max Repeat

## FINISHING

All our products are shipped "double primed" with an exterior grade latex paint and are ready for use. We recommend final finishing after installation is complete for the most consistent appearance possible. Please see "finishing" recommendations (on page 267) for more information.



## BAL 2031 SERIES

	A	B	C	Max Repeat
BAL 2031-25FS	3 1/2"	3 1/2"	25"	6 9/16"
BAL 2031-28FS	3 1/2"	3 1/2"	28"	6 1/2"
BAL 2031-30FS	3 1/2"	3 1/2"	30"	6 7/16"

- FOSSIL STONE



## BAL 2032 SERIES

	A	B	C	Max Repeat
BAL 2032-29	3 7/8"	3 7/8"	29 1/2"	N/A
BAL 2032-31	4 1/2"	4 1/2"	31"	N/A
BAL 2032-31FS*	4 1/2"	4 1/2"	31"	N/A

- Does not meet 4" Ball Rule

- \* FOSSIL STONE

1 • 7 7 0 • 5 1 4 • 8 1 4 1



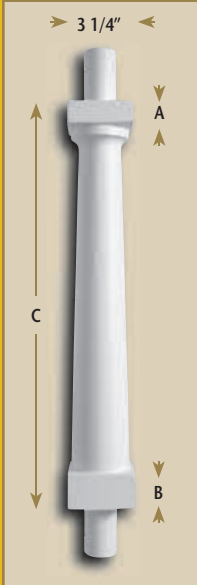


# BALUSTRADE SYSTEMS



**NOTE :**

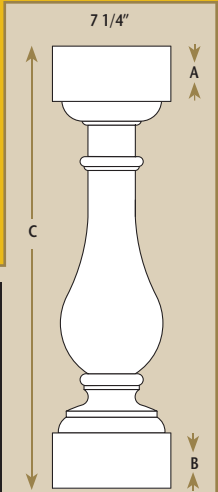
PIPE EXTENDS 1" FROM END OF BALUSTERS.  
Measurements are SPECIFIC for each baluster.



BAL 2033 SERIES					
	A	B	C	Max Repeat	
BAL 2033-10	1 1/16"	1 3/4"	10"	6"	
BAL 2033-16	1 1/16"	1 3/4"	16"	5 15/16"	
BAL 2033-20	1 1/16"	1 3/4"	20"	5 7/8"	
BAL 2033-20EXT32	7 1/16"	7 3/4"	32"	5 7/8"	
BAL 2033-26	1 1/8"	1 3/4"	26 1/8"	5 7/8"	

BAL 2034 SERIES				
	A	B	C	Max Repeat
BAL 2034-28	3 1/2"	3 1/2"	28"	N/A
BAL 2034-28EXT35	7"	7"	35"	N/A

• Does not meet 4" Ball Rule



**BAL 2035-28**  
• Does not meet 4" Ball Rule



BAL 2036 SERIES					
	A	B	C	Max Repeat	
BAL 2036-21	2"	3 1/2"	21"	5 7/8"	
BAL 2036-22	3"	3 1/2"	22"	5 7/8"	
BAL 2036-29	4 3/4"	7 1/2"	29"	5 7/8"	



**BAL 2037-26**  
• 6 1/8" Max. Repeat



**BAL 2038-36**  
• 5 3/4" Max. Repeat





# BALUSTRADE SYSTEMS

NOTICE :

SPECTIS ADHESIVE MUST BE USED ON ALL BEDDING/BUTT JOINTS.

### BAL 2039 SERIES

	A	B	C	Max Repeat
BAL 2039-18	1 1/2"	2 7/8"	18 1/8"	5 3/16"
BAL 2039-18EXT21	3 5/8"	3 5/8"	21"	5 3/16"

**BAL 2040-23**  
• Does not meet 4" Ball Rule

**BAL 2041-29FS**  
**BAL 2041-29**  
• 6 7/16" Max. Repeat

AVAILABLE IN FOSSIL STONE AND SMOOTH

### BAL 2042 SERIES

	A	B	C	Max Repeat
BAL 2042-27	3 1/2"	3 1/2"	27"	5 7/8"
BAL 2042-30	4"	4"	30"	5 13/16"
BAL 2042-30EXT36	7"	7"	36"	5 7/8"

*Photo left illustrates the use of the following products: baluster BAL 2019, rail RAL 2104T & B, newel post NP 2207 and newel cap NC 2307.*

**BAL 2043-19**  
• Does not meet 4" Ball Rule

1 • 770 • 514 • 8141



# BALUSTRADE SYSTEMS



**NOTE :**

PIPE EXTENDS 1" FROM END OF BALUSTERS.  
Measurements are SPECIFIC for each baluster.



BAL 2044 SERIES				
	A	B	C	Max Repeat
BAL 2044-20	1"	2 3/4"	20 3/4"	N/A
BAL 2044-27	1 5/16"	3 9/16"	27"	N/A

• Does not meet 4" Ball Rule



Half Baluster




**ROUND BALUSTERS**  
• 1 1/4" Width

- BAL 2046-14
- BAL 2046-25
- BAL 2046-25FS
- FOSSIL STONE
- BAL 2046-26
- BAL 2046-32
- BAL 2046-36
- BAL 2046-38
- BAL 2046-42



Photo above illustrates the following products: blocks BL 2470 & BL 2471, baluster BAL 2041-29FS, and rail RAL 2108T-FS top fossil stone texture.



**BAL 2045-12H**  
• 4 13/16"  
Max Repeat

**BAL 2046**  
• 5 3/16"  
Max. Repeat

BAL 2047 SERIES				
	A	B	C	Max Repeat
BAL 2047-31	2 1/2"	4"	31"	6 5/8"
BAL 2047-31EXT34	4"	5 1/2"	34"	6 5/8"





# BALUSTRADE SYSTEMS

NOTICE :

SPECTIS ADHESIVE MUST BE USED ON ALL BEDDING/BUTT JOINTS.



**BAL 2048-25**  
 • Does not meet 4" Ball Rule



**BAL 2049-26**  
 • 7 7/8" Max. Repeat



**BAL 2050-32**  
 • 6 7/16" Max. Repeat



**BAL 2051-24**  
 • 5 7/8" Max. Repeat



**BAL 2052-18**  
 • 5 13/16" Max. Repeat

### BAL 2053 SERIES

	A	B	C	Max Repeat
BAL 2053-28	2"	1 7/8"	27 5/8"	6 1/8"
BAL 2053-36	6 1/4"	6 1/4"	36 1/2"	6 1/8"

**BAL 2054-24SS**  
 • 6 7/8" Max. Repeat

STUCCO STONE

**BAL 2055-32**  
 • 5 1/2" Max. Repeat

**BAL 2056-19**  
 • 6 9/16" Max. Repeat

ROUND ENDS

1 • 770 • 514 • 8141





# BALUSTRADE SYSTEMS



**NOTE :**

PIPE EXTENDS 1" FROM END OF BALUSTERS.  
Measurements are SPECIFIC for each baluster.




**BAL 2057-33**  
• 5 9/16" Max. Repeat



**BAL 2058-24**  
• 5 15/16" Max. Repeat




Photo above illustrates the following products: baluster BAL 2059-18, curved rail RAL 2105 top & bottom, newel post NP 2212, newel cap NC 2319, custom arch with flanker MD 1252 and custom pilasters.



## BAL 2059 SERIES

	A	B	C	Max Repeat
BAL 2059-18	2"	2"	18"	6 1/2"
BAL 2059-24	2 5/8"	2 5/8"	24"	6 1/2"
BAL 2059-27	3"	3"	27 1/8"	6 1/2"



**BAL 2060-12**  
• 7 7/8" Max. Repeat



Photo above illustrates the use of the following products: balusters BAL 2019, rails RAL 2110T & B, custom newel post and cap.

[www.firstclassbp.com](http://www.firstclassbp.com)







# BALUSTRADE SYSTEMS

NOTICE :

SPECTIS ADHESIVE MUST BE USED ON ALL BEDDING/BUTT JOINTS.



**BAL 2061-40**  
• 5 1/2" Max. Repeat



**BAL 2062-20**  
• 5 1/2" Max. Repeat



**BAL 2063-27**  
• Does not meet 4" Ball Rule



**BAL 2064-35**  
• Does not meet 4" Ball Rule



**BAL 2065-24**  
• 6 1/2" Max. Repeat



**BAL 2066-22**  
• 6 11/16" Max. Repeat



**BAL 2067-24**  
• 5 9/16" Max. Repeat


- 1 1/4" Projection
- Rail Pickets
- Decorative Only



**BAL 2068-20**  
• 6" Max. Repeat



**BAL 2069-28**  
• 5 7/8" Max. Repeat



**BAL 2070-29**  
• 5 7/8" Max. Repeat

1 • 7 7 0 • 5 1 4 • 8 1 4 1



# BALUSTRADE SYSTEMS



**NOTE :**

PIPE EXTENDS 1" FROM END OF BALUSTERS.



**BAL 2071-30**  
• 7 5/8" Max. Repeat



**BAL 2072-27**  
• 7 11/16" Max. Repeat



**BAL 2073-38**  
• Does not meet 4" Ball Rule



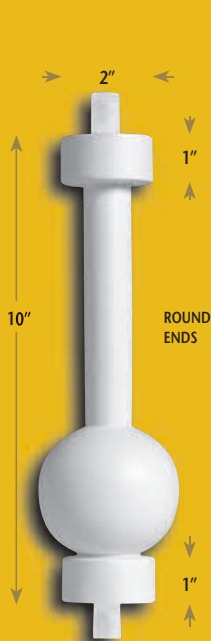
**BAL 2074-20**  
• 6 3/8" Max. Repeat



**BAL 2076-24**  
• 6 3/16" Max. Repeat



**BAL 2077-31**  
• Does not meet 4" Ball Rule



**BAL 2078-10**  
• 4 7/8" Max. Repeat



**BAL 2079-20**  
• 5 5/8" Max. Repeat



**BAL 2080-18**  
• 5 1/2" Max. Repeat



**BAL 2082-28**  
• 7 3/8" Max. Repeat





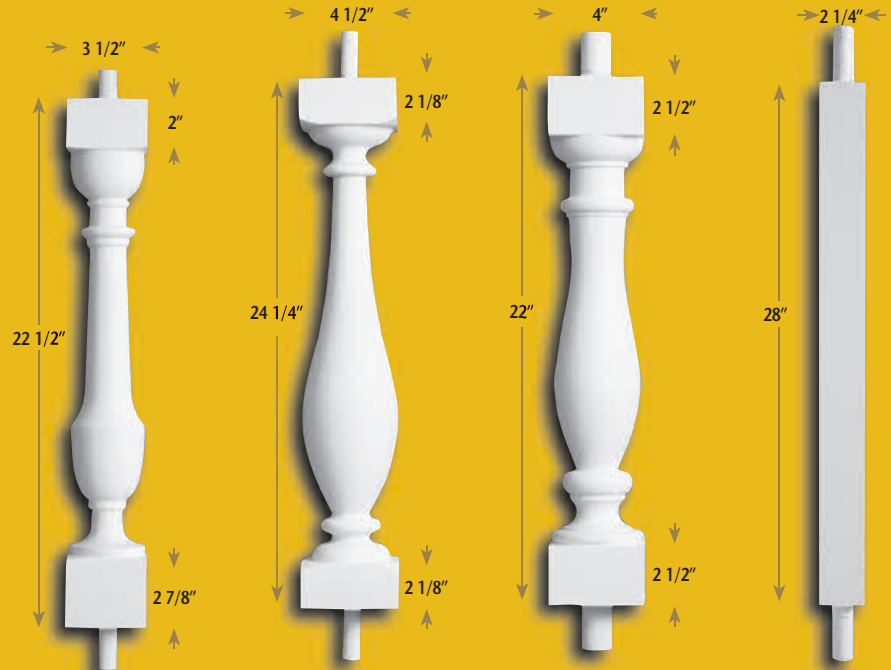
# BALUSTRADE SYSTEMS

## NOTICE :

SPECTIS ADHESIVE MUST BE USED ON ALL BEDDING/BUTT JOINTS.



Photo above illustrates products: custom gable end with blocks BL 2593 and decorative balusters BAL 2067-24 left and right.



**BAL 2083-22**  
• 5 7/16"  
Max. Repeat

**BAL 2084-24**  
• 5 7/16"  
Max. Repeat

**BAL 2085-22**  
• 6 1/16"  
Max. Repeat

**BAL 2086-28**  
• 6 1/8"  
Max. Repeat

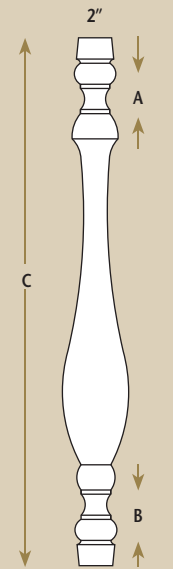


**BAL 2087-23**  
• 6 3/16" Max. Repeat

### BAL 2088 SERIES

	A	B	C	Max Repeat
BAL 2088-12	2 3/4"	3"	12"	N/A
BAL 2088-15	3"	3"	15 11/16"	N/A
BAL 2088-17	2 3/4"	3"	17"	N/A
BAL 2088-20	2 3/4"	3"	20"	N/A
BAL 2088-25	2 3/4"	3"	25"	N/A
BAL 2088-30	5 9/16"	5 3/8"	30 3/8"	N/A

• No Pipe • Decorative Only • Does not meet 4" Ball Rule



1 • 7 7 0 • 5 1 4 • 8 1 4 1



# BALUSTRADE SYSTEMS



**NOTE :**

PIPE EXTENDS 1" FROM END OF BALUSTERS.  
Measurements are SPECIFIC for each baluster.



**BAL 2089-23**  
• 6 11/16" Max. Repeat



**BAL 2090-15**  
• 5 11/16" Max. Repeat



**BAL 2091-24**  
• 5 7/16" Max. Repeat



Photo above illustrates the following products: baluster BAL 2078-10.



**BAL 2092-17**  
• 4 7/8" Max. Repeat



**BAL 2093-25**  
• 7" Max. Repeat



**BAL 2094-21**  
• 5 3/8" Max. Repeat



**BAL 2095-23**  
• 6 15/16" Max. Repeat



**BAL 2096-24EXT30**  
• 5 3/8" Max. Repeat







# BALUSTRADE SYSTEMS

NOTICE :

SPECTIS ADHESIVE MUST BE USED ON ALL BEDDING/BUTT JOINTS.

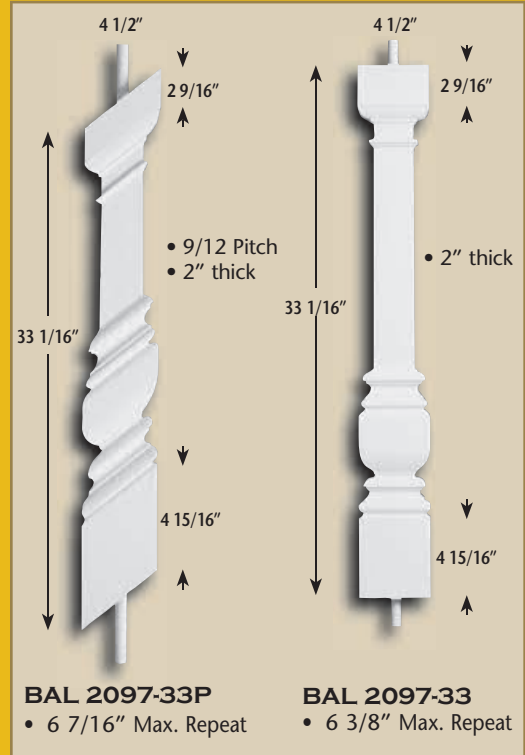
## STAIR BALUSTERS



Extended balusters for stairs are available.

Contact your customer service representative for information.


*Photo illustrates products: rail RAL 2105 top & bottom, baluster BAL 2019, newel post NP 2206 and newel cap NC 2305.*



**BAL 2098-26**  
 • 6 1/16" Max. Repeat



**BAL 2099-24**  
 • Does not meet 4" Ball Rule



1 • 770 • 514 • 8141



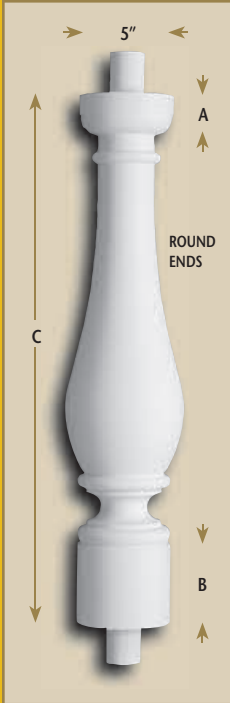


# BALUSTRADE SYSTEMS



**NOTE :**

PIPE EXTENDS 1" FROM END OF BALUSTERS.  
Measurements are SPECIFIC for each baluster.



BAL 2200 SERIES				
	A	B	C	Max Repeat
BAL 2200-24.5	1"	4 1/8"	24 1/2"	6 7/8"
BAL 2200-28	1"	4 1/8"	28"	6 7/8"



**BAL 2201-24**  
• 8 11/16" Max. Repeat



**BAL 2202-19**  
• Does not meet 4" Ball Rule



**BAL 2203-30**  
• 5 5/8" Max. Repeat



**BAL 2204-24**  
• 7 1/4" Max. Repeat



**BAL 2205-28**  
• 6 3/4" Max. Repeat



Photo illustrates the following products: baluster BAL 2027-26CF, rail RAL 2100T & B-CF, newel post 2208-CF and newel cap NC 2349-CF concrete finish.






# BALUSTRADE SYSTEMS

NOTICE :

SPECTIS ADHESIVE MUST BE USED ON ALL BEDDING/BUTT JOINTS.



**BAL 2206-10**  
• 4 9/16" Max. Repeat



**BAL 2207-17**  
• 6" Max. Repeat



**BAL 2208-25**  
• 6 11/16" Max. Repeat



**BAL 2209-21**  
• 6 1/16" Max. Repeat



**BAL 2210-22**  
• 7 1/2" Max. Repeat



BAL 2211 SERIES				
	A	B	C	Max Repeat
BAL 2211-20	2 1/2"	2 1/2"	20"	6 5/8"
BAL 2211-24	3"	3"	24"	6 5/8"
BAL 2211-24EXT27	4 1/2"	4 1/2"	27"	6 5/8"



**BAL 2212-35**  
• 8 3/8" Max. Repeat



**BAL 2213-19**  
• 5 1/16" Max. Repeat



**BAL 2214-26**  
• 5 7/16" Max. Repeat



# BALUSTRADE SYSTEMS



**NOTE :**

PIPE EXTENDS 1" FROM END OF BALUSTERS.  
Measurements are SPECIFIC for each baluster.



**BAL 2215-29.75**  
• 6 3/8" Max. Repeat



**BAL 2216-20**  
• 6 5/16" Max. Repeat



**BAL 2217-28**  
• 5 5/8" Max. Repeat



**BAL 2218-25**  
• 6 1/8" Max. Repeat



**BAL 2219-17**  
• 5 3/4" Max. Repeat



**BAL 2220-28**  
• 6 7/8" Max. Repeat



**BAL 2221-19**  
• 6 1/8" Max. Repeat



**BAL 2222-30**  
• 6 1/8" Max. Repeat



**BAL 2223-25**  
• Does not meet 4" Ball Rule





# BALUSTRADE SYSTEMS

NOTICE :

SPECTIS ADHESIVE MUST BE USED ON ALL BEDDING/BUTT JOINTS.


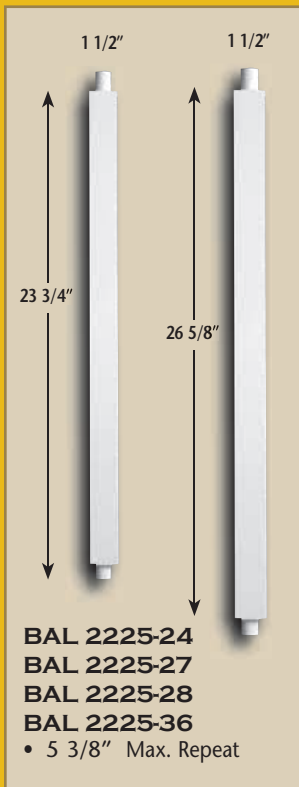


## BAL 2224 SERIES

	A	B	C	Max Repeat
BAL 2224-22	3 5/16"	2 1/2"	22"	6 9/16"
BAL 2224-25	4 5/16"	3 1/2"	25"	6 9/16"



Photo illustrates the use of the following products: balusters BAL 2220-28, railings RAL 2110T & B, custom newel post and cap.



1 • 770 • 514 • 8141




# BALUSTRADE SYSTEMS



**NOTE :**

PIPE EXTENDS 1" FROM END OF BALUSTERS.  
Measurements are SPECIFIC for each baluster.



**BAL 2230-32**  
• 6 1/8" Max. Repeat



**BAL 2231-23**  
• 5 5/16" Max. Repeat



**BAL 2232-33**  
• 6 9/16" Max. Repeat



**BAL 2233-24**  
• 7 5/16" Max. Repeat



**BAL 2234-18**  
• 6 5/16" Max. Repeat



**BAL 2235-16**  
• 5 9/16" Max. Repeat



**BAL 2236-26**  
• Does not meet  
4" Ball Rule



**BAL 2237-34**  
• 6 3/4" Max. Repeat



**BAL 2238-19H**  
• 5 3/16" Max. Repeat



**BAL 2239-45**  
• Does not meet  
4" Ball Rule





# BALUSTRADE SYSTEMS

NOTICE :

SPECTIS ADHESIVE MUST BE USED ON ALL BEDDING/BUTT JOINTS.

BAL 2241 SERIES				
	A	B	C	Max Repeat
BAL 2241-31	3 1/2"	3 1/2"	31"	6 1/8"
BAL 2241-31EXT39	7 1/2"	7 1/2"	39"	6 1/8"



Photo illustrates the use of balusters BAL 2027-26CF, railings RAL 2100T-CF & RAL 2100B-CF, newel post NP 2208-CF and cap NC 2349-CF.

**BAL 2243-21**  
• 7 7/16" Max. Repeat

**BAL 2244-21**  
• 5" Max. Repeat

**BAL 2245-29**  
• 6 13/16" Max. Repeat

**BAL 2246-21**  
• 7 7/8" Max. Repeat

**BAL 2247-22**  
• 5 13/16" Max. Repeat

1 • 7 7 0 • 5 1 4 • 8 1 4 1




# BALUSTRADE SYSTEMS



**NOTE :**

PIPE EXTENDS 1" FROM END OF BALUSTERS.  
Measurements are SPECIFIC for each baluster.



**BAL 2240-28**  
• 8 7/8" Max. Repeat

**BAL 2242-23**  
• 4 7/8" Max. Repeat



Photo above illustrates the use of the following products: decorative panels RP 3902.

## DECORATIVE PANELS

*Finished Front Side Only*




**RP 2418**  
• 1 3/8" Projection  
• 18" Height  
• 24" Width  
• Decorative Only




**RP 3900**  
• 1 3/4" Projection  
• 28" Square  
• Decorative Only

**RP 3907**  
• 2" Projection  
• 22" Square  
• Decorative Only



**RP 3901**  
• 1 1/2" Projection  
• 27 3/4" Square  
• Decorative Only




**RP 3902**  
• 1" Projection  
• 28" Square  
• Decorative Only



**RP 3909**  
• 2" Projection  
• 38 3/4" Square  
• Decorative Only



**RP 3908**  
• 4" Projection  
• 40 1/2" Height  
• 42" Width  
• Decorative Only



**RP 3911**  
• 2" Projection  
• 32" Height  
• 44" Width  
• Decorative Only



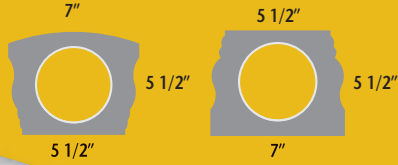


# BALUSTRADE SYSTEMS

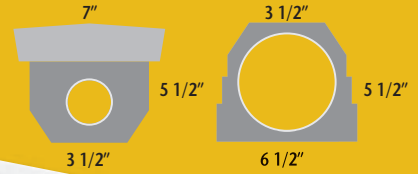
## NOTICE :

SPECTIS ADHESIVE MUST BE USED ON ALL BEDDING/BUTT JOINTS.

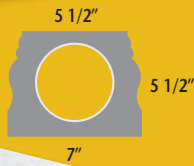
## RAILINGS



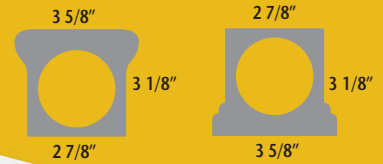
**RAL 2100T**  
**RAL 2100B**  
 • 4" I.D. PVC Pipe  
 • 8' • 10' • 12' Lengths



**RAL 2102T**  
 • 2 7/8" I.D.  
 • Aluminum Pipe • 13' Length  
**RAL 2102B**  
 • 4" I.D. PVC Pipe • 13' Length



**RAL 2100T-FS**  
**RAL 2100B-FS**  
 • 4" I.D. PVC Pipe  
 • FOSSIL STONE • 12' Length  
**RAL 2100T-CF**  
**RAL 2100B-CF**  
 • CONCRETE FINISH



**RAL 2104T**  
**RAL 2104B**  
 • 1 3/4" I.D. Aluminum Pipe  
 • 8' • 10' • 12' Lengths



**RAL 2101T**  
**RAL 2101B**  
**RAL 2101T-FS**  
**RAL 2101B-FS**  
 • Two 4" I.D. PVC Pipe  
 • 8' • 10' • 12' Lengths  
 • AVAILABLE IN FOSSIL STONE



**RAL 2105T**  
**RAL 2105B**  
 • 2 3/16" I.D. Aluminum Pipe  
 • 8' • 10' • 12' Lengths

- BAL 2000-25 assembled using RAL 2100T & 2100B spaced at the 4" Ball Rule, exceeds IBC requirements for guard railing design in a 12' assembly. Call for information.
- PIPE EXTENDS 1" FROM END OF BALUSTERS.
- Balusters and railings are reinforced with PVC, steel, aluminum or fiberglass.
- See pages 263-265 for complete balustrade installation instructions.

1 • 7 7 0 • 5 1 4 • 8 1 4 1

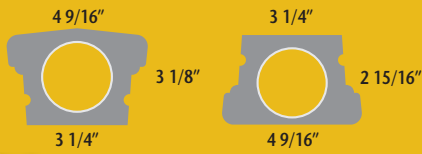




# BALUSTRADE SYSTEMS



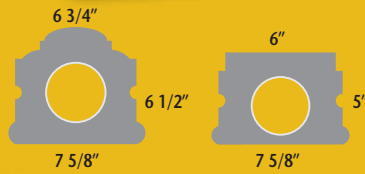
## RAILINGS



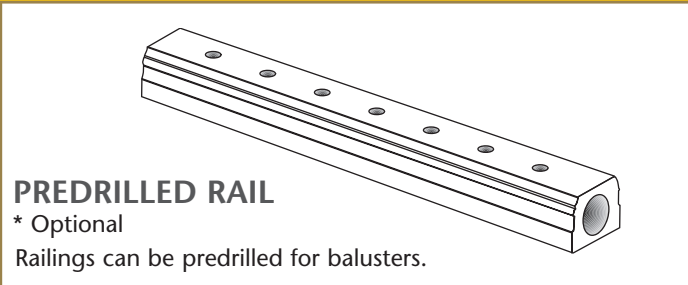
**RAL 2110T**  
**RAL 2110B**  
 • 2 3/16" I.D. Aluminum Pipe  
 • 12' Length



**RAL 2111T**  
**RAL 2111B**  
 • 2 7/8" I.D. Aluminum Pipe  
 • 12' Length



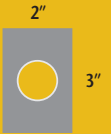
**RAL 2113T-SS**  
**RAL 2113B-SS**  
 • 12' Length • **STUCCO STONE**  
 • 4" I.D. PVC Pipe




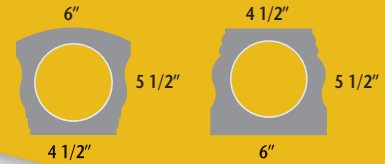
**PREDRILLED RAIL**  
 \* Optional  
 Railings can be predrilled for balusters.




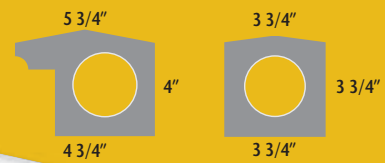
**RAL 2114T**  
**RAL 2114B**  
 • 12' Length • 1" I.D. Aluminum Pipe




**RAL 2119T**  
**RAL 2119B**  
 • 3" I.D. PVC Pipe  
 • 8' • 10' • 12' Lengths



**RAL 2121T**  
**RAL 2121B**  
 • 2 3/16" I.D. Aluminum Pipe  
 • 8' • 10' • 12' Lengths



**RAL 2125T**  
**RAL 2125B**  
 • 1 3/4" I.D. Aluminum Pipe  
 • 12' Length





# BALUSTRADE SYSTEMS

## NOTICE :

SPECTIS ADHESIVE MUST BE USED ON ALL BEDDING/BUTT JOINTS.

### RAILINGS



**RAL 2103B**  
 • 12' Length  
 • No Pipe • Decorative Only



**RAL 2106T**  
 • 12' Length • No Pipe  
 • Decorative Only




**RAL 2107T**  
 • 2 3/16" I.D. Aluminum Pipe  
 • 12' Length



**RAL 2108T-FS**  
 • 1 1/2" I.D. PVC Pipe  
 • FOSSIL STONE • 8' 9" • 12' Length




**RAL 2112T**  
 • 12' Length • No Pipe  
 • Decorative Only



**RAL 2115T**  
 • 10' Length • No Pipe  
 • Decorative Only



**RAL 2116T**  
 • 12' Length  
 • 2 3/16" I.D. Aluminum Pipe




**RAL 2117T**  
 • 8' • 12' Length • No Pipe  
 • Decorative Only




**RAL 2120B**  
 • 1 3/4" I.D. Aluminum Pipe  
 • 8' • 10' • 12' Lengths



**RAL 2122B**  
 • 1" I.D. Aluminum Pipe  
 • 8' • 10' • 12' Lengths



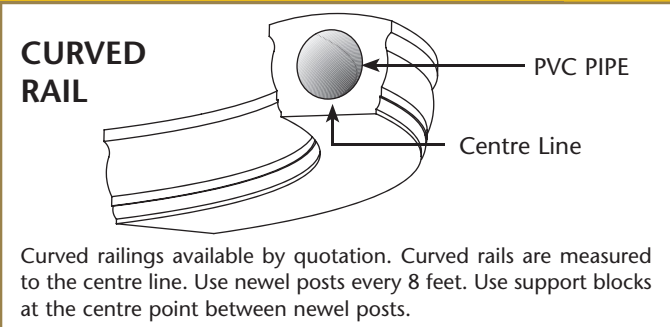
**RAL 2124B**  
 • 8' Length  
 • 4" PVC Pipe



**RAL 2126T**  
 • 12' Length  
 • 2" PVC Pipe

**NOTE :** RAILS ARE TO BE TERMINATED AT NEWEL POSTS, WALLS, OR COLUMNS AND NOT TO EACH OTHER. ANY OTHER APPLICATION WILL NOT BE COVERED BY WARRANTY.

I.D. refers to inside diameter. On spans of more than 8 feet, We recommend installing support blocks. On curved rails a support block should be installed every 4 feet of arc. Refer to page 35. Hardware is available to terminate railings. Refer to page 35.



**FACTORY ASSEMBLED BALUSTER & RAIL (OPTIONAL)**



**FACTORY PAINTED**

1 • 770 • 514 • 8141





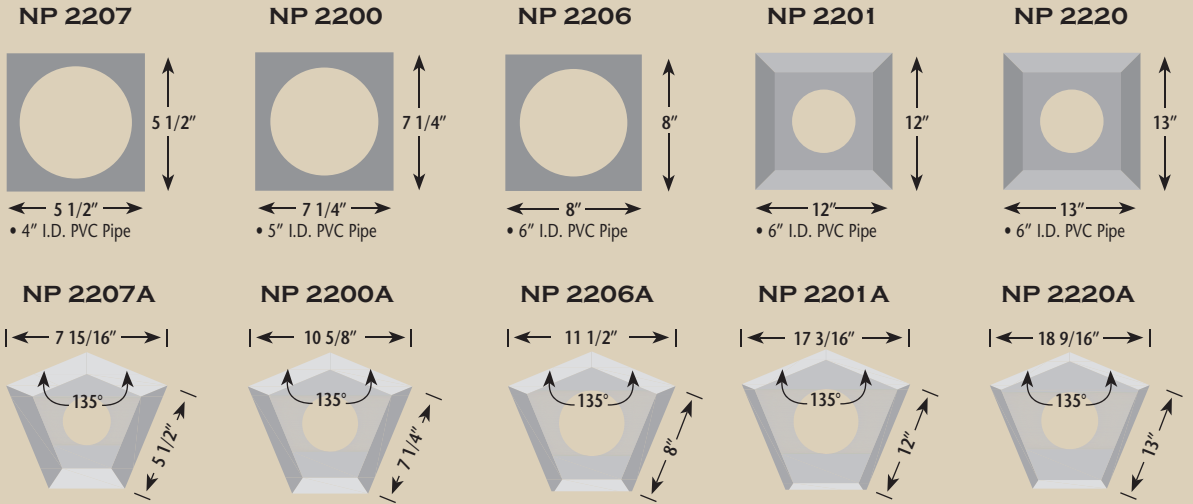
# BALUSTRADE SYSTEMS



## NEWEL POSTS

CAPS SOLD SEPARATELY

48"



### Newel Posts




**S** Straight  
**C** Corner  
**E** End

- Newel Posts available as S, C, E or A styles as shown above.
- Newel Caps are a separate piece. See page 33 for selection.
- Newel Posts can be cut to desired height.
- See page 35 for Newel Post Hardware.
- I.D. refers to inside diameter/O.D. refers to outside diameter.

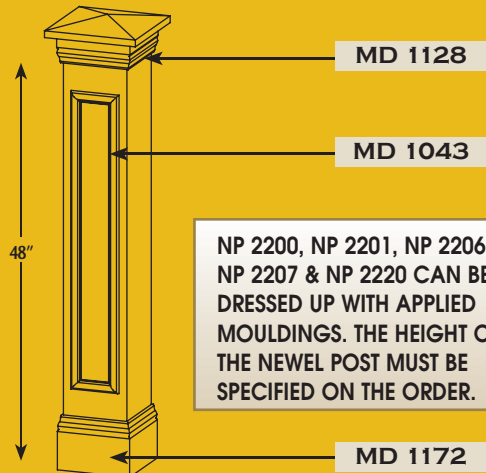


48"

**NP 2208FS**  
**NP 2208CF**




- FOSSIL STONE OR CONCRETE FINISH
- 6" I.D. PVC Pipe




NP 2200, NP 2201, NP 2206, NP 2207 & NP 2220 CAN BE DRESSED UP WITH APPLIED MOULDINGS. THE HEIGHT OF THE NEWEL POST MUST BE SPECIFIED ON THE ORDER.

**NP 2209FS**



- FOSSIL STONE
- 6" I.D. PVC Pipe
- Panel - 6 7/8" x 34 7/8"



48"



# BALUSTRADE SYSTEMS

NOTICE :

SPECTIS ADHESIVE MUST BE USED ON ALL BEDDING/BUTT JOINTS.



**NP 2212**

• 6" I.D. PVC Pipe

<p><b>NP 2210</b></p> <ul style="list-style-type: none"> <li>• 6" I.D. PVC Pipe</li> <li>• Panel - 7 3/4" x 32 1/2"</li> </ul>	<p><b>NP 2210</b></p> <p>12"</p> <p>7 3/4"</p>	<p><b>NP 2211</b></p> <p>8"</p> <p>5 3/8"</p>
--	--	---



**NP 2218**

9 5/8"

5 1/2"

- 4" I.D. PVC Pipe
- Panel - 5 5/8" x 34 7/8"




**NP 2228**

14"

14"

- 6" I.D. PVC Pipe
- Panel - 10" x 32 1/2"




<p><b>NP 2233-42</b></p> <p>8 7/8"</p> <p>8 7/8"</p> <ul style="list-style-type: none"> <li>• 6" I.D. PVC Pipe</li> <li>• Panel - 4 13/16" x 26 3/4"</li> </ul>	<p><b>NP 2233-50</b></p> <p>8 7/8"</p> <p>8 7/8"</p> <ul style="list-style-type: none"> <li>• 6" I.D. PVC Pipe</li> <li>• Panel - 4 13/16" x 30 1/4"</li> </ul>
---	---

1 • 770 • 514 • 8141





## NEWEL CAPS



- NC 2300**  
 • 8 1/4" Square  
 • 1 1/2" Height

\***NC 2300A** (Angled)

- NC 2301**  
 • 13" Square  
 • 1 1/2" Height

\***NC 2301A** (Angled)

- NC 2305**  
 • 8 1/2" Square  
 • 1 3/4" Height

- NC 2307**  
 • 6 1/2" Square  
 • 1 3/4" Height

\***NC 2307A** (Angled)

- NC 2310**  
 • 14" Square  
 • 5" Height

- NC 2325**  
 • 14" Square  
 • 2 1/2" Height

\***NC 2325A** (Angled)

- NC 2332**  
 • 9" Square  
 • 1 3/4" Height

\***NC 2332A** (Angled)

- NC 2333**  
 • 10 3/4" Square  
 • 1 3/4" Height



Bottom Measurements

- NC 2304**  
 • 7 3/4" Square  
 • 3" Height

- NC 2316**  
**NC 2316FS**  
 • 8 1/2" Square  
 • 2 3/4" Height

• **FOSSIL STONE**

- NC 2317**  
 • 12 3/4" Square  
 • 4 3/8" Height

- NC 2319**  
 • 10 5/8" Square  
 • 4 1/4" Height

- NC 2337**  
 • 13 1/2" Square  
 • 5" Height

- NC 2337FS**  
 • 13 1/2" Square  
 • 5" Height

• **FOSSIL STONE**

- NC 2349FS**  
**NC 2349CF**  
 • 13" Square  
 • 5" Height

• **FOSSIL STONE OR CONCRETE FINISH**



Bottom Measurements

- NC 2306**  
 • 6 1/2" Square  
 • 3 5/8" Height

- NC 2308**  
 • 7 3/4" Square  
 • 4 3/8" Height


- NC 2334**  
**NC 2334FS**  
 • 9" Square  
 • 4 3/8" Height  
 • **FOSSIL STONE**



- NC 2320**  
 • 13" Recessed Square Bottom  
 • 2 1/2" Height




- NC 2311**  
 • 14" Square  
 • 3 1/4" Height



- NC 2341**  
 • 7 1/2" Square  
 • 1 3/8" Height


- NC 2345**  
 • 9 5/8" Square  
 • 1 1/2" Height



- NC 2348**  
 • 10" Square  
 • 1" Height



- NC 2356**  
 • 6" Square  
 • 2 1/8" Height



- NC 2312**  
 • 14" Square  
 • 1 1/2" Height

- NC 2313**  
 • 6 1/4" Square  
 • 1 1/4" Height

- NC 2314**  
 • 8 3/4" Square  
 • 1 1/2" Height




- NC 2342**  
 • 14" Square  
 • 5" Height



- NC 2350**  
 • 10 3/4" Square  
 • 2 1/4" Height


- NC 2351**  
 • 13 1/2" Square  
 • 2 1/4" Height



- 7 13/16"  
**NC 2315**  
 • at 45°  
 • 3 3/4" Height



- 7 13/16"  
**NC 2315FS**  
 • at 45°  
 • 3 3/4" Height  
 • **FOSSIL STONE**



- NC 2344**  
 • 7 3/4" Square  
 • 1 1/2" Height



# BALUSTRADE SYSTEMS

NOTICE :

SPECTIS ADHESIVE MUST BE USED ON ALL BEDDING/BUTT JOINTS.



Photo above illustrates the following products: baluster BAL 2059-27, rails RAL 2100 top & bottom, newel post NP 2212 and newel cap NC 2319.



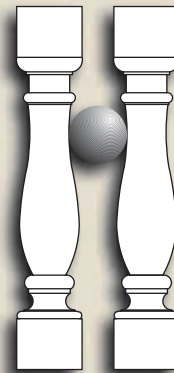
Photo above illustrates the use of the following products: balusters BAL 2027-26 and rails RAL 2100T & B.



Photo above illustrates the use of the following products: decorative custom gable end, baluster BAL 2000-25 and rail RAL 2100 top & bottom.



Photo above illustrates the following products: rail RAL 2101 top & bottom, newel post NP 2201 and newel cap NC 2317.



## 4" BALL RULE

To meet most building code regulations a 4" ball can't pass through the widest opening between balusters. Purchaser must check for system suitability in their area. makes no guarantee of suitability on any specific application.



Photo above illustrates the use of the following products: BAL 2027, BAL 2046, RAL 2100T & B, NP 2211 and NC 2332 – lighting installed by customer.

1 • 7 7 0 • 5 1 4 • 8 1 4 1





# BALUSTRADE SYSTEMS



## BALUSTRADE SYSTEM INSTALLATION KITS



NEWEL POST INSTALLATION KITS	
KIT NUMBER	FOR NEWEL POSTS
KIN 01-C*	NP 2201, NP 2208, NP 2209
KIN 01-W*	NP 2210, NP 2228, NP 2220
KIN 02-C*	NP 2207
KIN 02-W*	
KIN 03-C*	NP 2223
KIN 03-W*	
KIN 04-C*	NP 2206, NP 2233
KIN 04-W*	
KIN 06-C*	NP 2200, NP 2211, NP 2212
KIN 06-W*	NP 2218

### NEWEL POST HARDWARE

- KIN 01-C**
  - one 1/2" concrete anchor
  - one 8" C-channel
  - one 52" x 1/2" threaded rod
- KIN 01-W**
  - one floor flange
  - one 8" C-channel
  - four #14 x 2" wood screws
  - one 52" x 1/2" threaded rod
- KIN 02-C**
  - one 1/2" concrete anchor
  - one 4 1/4" C-channel
  - one 52" x 1/2" threaded rod
- KIN 02-W**
  - one floor flange
  - one 4 1/4" C-channel
  - four #14 x 2" wood screws
  - one 52" x 1/2" threaded rod
- KIN 03-C**
  - one 1/2" concrete anchor
  - one 5 1/4" C-channel
  - one 52" x 1/2" threaded rod
- KIN 03-W**
  - one floor flange
  - one 5 1/4" C-channel
  - four #14 x 2" wood screws
  - one 52" x 1/2" threaded rod
- KIN 04-C**
  - one 1/2" concrete anchor
  - one 7 1/2" C-channel
  - one 52" x 1/2" threaded rod
- KIN 04-W**
  - one floor flange
  - one 7 1/2" C-channel
  - four #14 x 2" wood screws
  - one 52" x 1/2" threaded rod
- KIN 06-C**
  - one 1/2" concrete anchor
  - one 6 1/2" C-channel
  - one 52" x 1/2" threaded rod
- KIN 06-W**
  - one floor flange
  - one 6 1/2" C-channel
  - four #14 x 2" wood screws
  - one 52" x 1/2" threaded rod

### RAILING HARDWARE


- KIR 01**
  - four 4 1/4" prepunched aluminum brackets
- KIR 04**
  - four 5/16" x 2 1/2" bolts w/nuts and lock washers
  - sixteen #14 x 2" wood screws
- KIR 02**
  - four 2 1/2" prepunched aluminum brackets
- KIR 05**
  - four 5/16" x 2 1/2" bolts w/nuts and lock washers
  - four #14 x 2" wood screws
- KIR 03**
  - four 1 3/4" prepunched aluminum brackets
  - four 5/16" x 2 1/2" bolts w/nuts and lock washers
  - four #14 x 2" wood screws

C\* = concrete installation W\* = wood

RAILING INSTALLATION KITS	
KIT NUMBER	FOR RAILINGS
KIR 01	RAL 2100, RAL 2101, RAL 2103, RAL 2105, RAL 2106, RAL 2107, RAL 2108, RAL 2111, RAL 2112, RAL 2113, RAL 2117, RAL 2119, RAL 2124, RAL 2126
KIR 02	RAL 2102, RAL 2104, RAL 2110, RAL 2116, RAL 2120, RAL 2121, RAL 2122, RAL 2123, RAL 2125
KIR 03	RAL 2114, RAL 2115
KIR 04	NCOP 2100
KIR 05	NCOP 2110



Photo above illustrates the use of the following products: balusters BAL 2046, rails RAL 2104T & B, newel posts NP 2207, and newel caps NC 2347.



NUMBER	HEIGHT	WIDTH	LENGTH	
SUP 01	4"	3 5/8"	4"	RAL 2104
SUP 02	2"	3 5/8"	4"	
SUP 03	4"	6"	6"	RAL 2102, RAL 2105
SUP 04	2"	6"	6"	
SUP 05	4"	7"	8"	RAL 2100,
SUP 06	2"	7"	8"	RAL 2103
SUP 07	4"	12"	12"	RAL 2101
SUP 08	2"	12"	12"	

• See pages 263-265 for complete balustrade installation instructions.







# BALUSTRADE SYSTEMS

**NOTICE :**

SPECTIS ADHESIVE MUST BE USED ON ALL BEDDING/BUTT JOINTS.



**AC 49H**

- 4 1/2" Diameter
- 9 3/8" Height
- 4 9/16" Base Dia.



**AC 49F**

- 4 1/2" Diameter
- 9 3/8" Height
- 4 9/16" Base Dia.



**AC 100**

- 4" Diameter
- 4 1/2" Height
- 4" Base Dia.



**BA 8WB**

- 8 1/4" Diameter
- 11 1/8" Height
- 9 1/4" Base Dia.
- WITH BASE



**BA 18/BB 10**

- 18" Diameter
- 26 1/2" Height
- 17 11/16" Base Dia.
- 2 PARTS

**BA 24/BB 20**

- 24" Diameter
- 32 1/2" Height
- 23" Base Dia.
- 2 PARTS



**BA 3**

- 3" Diameter
- 4 1/8" Height
- 3" Base Dia.

**BA 5**

- 5" Diameter
- 6 1/2" Height
- 5" Base Dia.

**BA 6**

- 6" Diameter
- 8" Height
- 6" Base Dia.

**BA 7**

- 7" Diameter
- 8 3/4" Height
- 7" Base Dia.

**BA 9**

- 9" Diameter
- 11 9/16" Height
- 7 9/16" Base Dia.

**BA 10**

- 10" Diameter
- 13 1/2" Height
- 10" Base Dia.

**BA 12**

- 12" Diameter
- 15 3/4" Height
- 12" Base Dia.



**AC 611H**

- 6 5/8" Diameter
- 11 3/4" Height
- 6 5/8" Base Dia.



**AC 611F**

- 6 5/8" Diameter
- 11 3/4" Height
- 6 5/8" Base Dia.



**BA 8NB**

- 8" Diameter
- 3 7/16" Base Dia.
- NO BASE

**BA 18NB**

- 18" Diameter
- 8 1/4" Base Dia.
- NO BASE

## ACCESSORIES



**BA 4KN**

- 4" Diameter
- 5" Height
- 3 1/4" Base Dia.



**BA 12.5**

- 12 1/2" Square Base
- 21" Height
- 12" Diameter Ball
- 2 PARTS



**BA 7KN**

- 7" Diameter
- 8 1/2" Height
- 7" Base Dia.



**PF 11H**

- 5 1/4" Diameter
- 11" Height
- 4 1/2" Base Dia.



**BA 8L**

- 8" Diameter
- 11 1/4" Height
- 7" Base Dia.



**PF 14H**

- 7 1/2" Diameter
- 14" Height
- 6 1/4" Base Dia.

**PF 103H**

- 14 1/16" Diameter
- 23" Height
- 10 7/8" Base Dia.



**PF 11F**

- 5 1/4" Diameter
- 11" Height
- 4 1/2" Base Dia.

**PF 14F**

- 7 1/2" Diameter
- 14" Height
- 6 1/4" Base Dia.

**PF 103F**

- 14 1/16" Diameter
- 23" Height
- 10 7/8" Base Dia.



**PT 01**

- 4" Square
- 5 1/4" Height



**PT 02**

- 4" Square
- 5 1/4" Height

1 • 770 • 514 • 8141



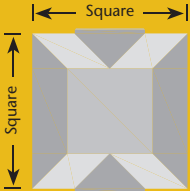


## NEWEL CAP OVER POST

**NCOP 2100**



- NCOP 2100-13**
- To fit on 13" sq newel post NP 2200 with 1/2" reveal on all sides
  - 18" square
  - 5 1/2" height
  - Matches RAL 2100T
  - Uses KIR 04
  - Available in Straight, Corner and End configurations



**S**  
Straight



**C**  
Corner

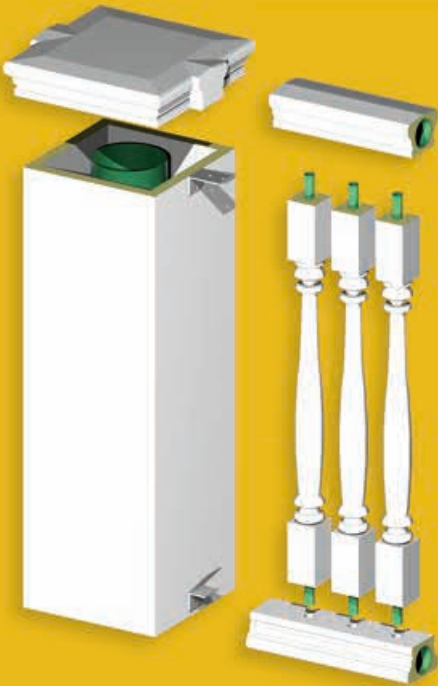


**E**  
End

**NCOP 2110**



- NCOP 2110-12**
- To fit on 12" sq newel post NP 2201 with 1/2" reveal on all sides
  - 14 5/16" square
  - 3 1/8" height
  - Matches RAL 2110T
  - Uses KIR 05
  - Available in Straight, Corner and End configurations



FirstClassBP's newel cap over post allows you to have traditional stone styling where the top rail wraps around the newel post. Our Balustrade system is light-weight polyurethane and 100% maintenance free

